

We've got you covered for just about any area in your business that needs cleaning, sanitizing and disinfecting.

TO CLEAN

Spray the surface or cloth, then wipe surface.

TO SANITIZE

Clean the surface and spray until thoroughly wet. Wait 1 minute and then wipe.

TO DISINFECT

Clean the surface and spray until thoroughly wet. Wait 10 minutes and then wipe the surface or let air dry naturally.

Cleaning and Disinfecting Tips

GLASS AND STAINLESS STEEL Force of Nature doesn't contain drying accelerants like ammonia or alcohol-based products. Spray then wipe with a clean dry cloth or paper towel until the surface is dry.

SOAP SCUM Soap scum builds up in layers, so depending on build up and surface porosity, you may need a mild abrasive with a scrub brush the first couple of times to break down the layers.

DEODORIZING To stop odors, spray the source of the odor thoroughly.

GREASE AND OIL To cut heavy grease, saturate surface then wipe thoroughly with a clean dry cloth or paper towel. If you have a lot of grease, spray, then let sit two minutes before wiping.

COLORFAST RUGS, FURNITURE, CLOTHING Always first test in an inconspicuous spot to ensure the item is truly colorfast. As with any stain remover, the sooner you treat the stain the better. Don't use on fabric that says "use non-chlorine bleach only".

Use on these surfaces and more:

- | | | |
|-------------------|--------------|---------------|
| + Glass | + Porcelain | + Rubber |
| + Sealed stone | + Plastic | + Vinyl |
| + Stainless steel | + Concrete | + Rugs |
| + Laminate | + Acrylic | + Whiteboards |
| + Wood | + Fiberglass | |

FLOORS Force of Nature is a great way to clean floors because you don't have to rinse. If your floors are made from a material other than wood, sealed stone, porcelain, ceramic, vinyl or laminate, first test in an inconspicuous spot. Apply Force of Nature solution directly to a sponge, cloth, rag or mop and then wipe the surface.



QUICK START GUIDE

In This Box

Pro Electrolyzer Appliance, 3 Spray Bottles, Power Cord, 10 Pro Activator Capsules, Quick Start Guide, User Manual/Supplemental Information

Want to Reorder?

Log in and order at ForceofNaturePro.com or contact your local distributor or reseller.

Questions? We're here to help. Contact us at **888-985-8099** or **support@ForceofNaturePro.com**








How to Make Your Cleaner

You can make 32 oz or 64 oz at a time, so first decide which amount you'd like to make.

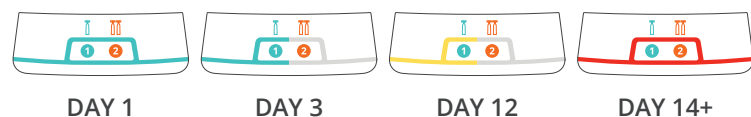
- 1** Fill the Pro Appliance with cool water to the desired fill line.
- 2** Plug the power cord into the Pro Appliance and into the outlet.
- 3** 32 oz: Squeeze in the full contents of one Pro Activator Capsule.
64 oz: Squeeze in the full contents of two Pro Activator Capsules.
- 4** Press the start button corresponding to the amount of cleaner you want to make. Blue lights will begin pulsing, and the lights will begin to transition to green as the cycle continues. The cleaner will be ready after the light ring is completely green.
- 5** Unplug the Pro Appliance and pour your Force of Nature cleaner into the spray bottles. Rinse the Pro Appliance with water before plugging it back in. Press the start button twice in rapid succession to start your day counter.

Electrolyzer Color Light Codes

| | |
|--|---|
|  BLUE Your cleaner is being made. |  HALF RED The Electrolyzer has not been properly filled with water and/or a Capsule |
|  GREEN Your cleaner is ready. |  ALL RED The cleaner has expired or the electrolyzing process did not properly complete. |
|  YELLOW Your cleaner has two days remaining. | |

Day Counter

Force of Nature maintains its cleaning power for two weeks. To help you keep track of time, there is a light ring around the bottom of the Electrolyzer. Every two days, one section of the green lights will shut off. When you have only two days left, the one remaining green light will turn to yellow. At day 14, the entire base will be red, indicating your cleaner has expired — time to make a fresh batch!



*Note: If you don't want to keep Force of Nature plugged in, you can write the expiration date with a non-permanent marker in the space on the back of the Spray Bottle. Store your cleaner at room temperature away from direct sunlight.

Maintenance

Water contains minerals such as calcium and magnesium. These minerals can accumulate on the Force of Nature Pro Electrolyzer resulting in device failure. To ensure optimal Force of Nature Pro Electrolyzer performance, we recommend descaling the Electrolyzer after every 500 Force of Nature Pro Activator Capsules, or every three months, whichever comes first.

DESCALING PROCEDURE

1. Unplug and drain your Force of Nature Pro Electrolyzer
2. Add 32 oz white vinegar (5%)
3. Let the vinegar soak for two hours
4. Discard the vinegar
5. Fill the Force of Nature Pro Electrolyzer with water and swirl it around to rinse
6. Discard the water

Review the User Manual before using this product.

Force of Nature is an EPA registered sanitizer and disinfectant that kills 99.9% of germs when used as directed, including Staph, MRSA, Norovirus, Salmonella, Listeria, Pseudomonas and Influenza A. It is on the EPA's List N, the disinfectants approved for use against COVID-19.